

L-Grid® Essential Select

Back-lit Flat Panel | Selectable Wattage & CCT



Key Features

- Energy-efficient LED replacement for existing recessed fluorescent luminaires.
- Select wattage and correlated color temperature (CCT) via a switch in the field.
- Emergency battery back-up accessory available to integrate with the luminaire.
- Additional mounting are accessories available.

Electrical

- 120-277VAC 50/60Hz input.
- Power Factor: >0.9; THD: <20%
- 0-10V dimming standard.
- Operating temperature: -17°C to 45°C (-1.4°F to 113°F)

Mounting

- Integral T-bar clips included for easy mounting in a recessed ceiling application.

Construction

- Extruded aluminum frame with steel backing prevents light leak and is built for superior strength and durability.
- Frosted white lens offers complete shielding and uniform light distribution that's glare-free.
- Low-profile design provides flexibility for installing in low plenum areas (IC rated).

Optics

- Uniform illumination with no pixelation.
- Industry-leading LEDs with selectable CCT via switch in the field: 3500K, 4000K, and 5000K CCT (minimum 82 CRI).
- Lumen Maintenance: >50,000 hours (L70) ¹

Warranty

- Backed by US LED's Five-Year Warranty.

Project	Date
---------	------

Catalog Number	Type
----------------	------

Product Performance Summary

Lumen Output	Up to 5,946 lumens
Efficacy	Up to 124 LPW
CRI	≥ 82 CRI
Available CCT	Selectable CCT 3500K, 4000K & 5000K
Warranty	Five-Year Warranty

Product Overview

The L-Grid® Essential Select (FTR5) is ideal for those seeking a cost-effective LED flat panel that delivers on performance without sacrificing quality. Designed to elevate every space with brilliant illumination, this modern flat panel boasts unparalleled flexibility for lighting projects of any scale. Experience the perfect blend of customizable options and uncompromising quality, providing an incredible lighting experience that offers selectable wattage and CCT for offices, hospitality, retail, and other commercial spaces.

Product Applications

- Retail Spaces
- Convenience Stores
- Classrooms
- Conference Rooms
- Office Spaces
- Industrial/Warehouses
- Hospitals
- Health Care Facilities
- Hospitality
- Hallways/Corridors

Product Certifications

- UL Listed
- Complies with UL 1598 and CSA 22.2
- Suitable for Indoor Damp Locations
- DLC Premium Listed
- NSF Certified
- RoHS Compliant



Ordering Information

Series	Size	Input Voltage	Selectable Power	Selectable CCT
14	1x4	UNVL 120-277V	20² 20W, 30W, 40W	SCCT Selectable CCT: 3500K, 4000K, & 5000K
22	2x2		30² 30W, 40W, 50W	
24	2x4			

Example: FTR5-14-UNVL-20-SCCT

Accessories	
BBU	Emergency Battery Back-up
MS	Microwave Motion Sensor
FTR5-SMK14	1x4 Surface Mount Kit
FTR5-SMK22	2x2 Surface Mount Kit
FTR5-SMK24	2x4 Surface Mount Kit
FTR5-CSK	Cable Suspension Kit

1. Product 'Lifetimes' refer only to the LED light engine, not the power source, and are based on the Illuminating Engineering Society's TM21 Projected Lumen Maintenance methodology at a 25°C / 77°F ambient temperature. The lifetimes are solely meant to be a guide for expected LED degradation and not a warranty or predictive of their actual life, which can be affected by ambient temperatures and other factors.

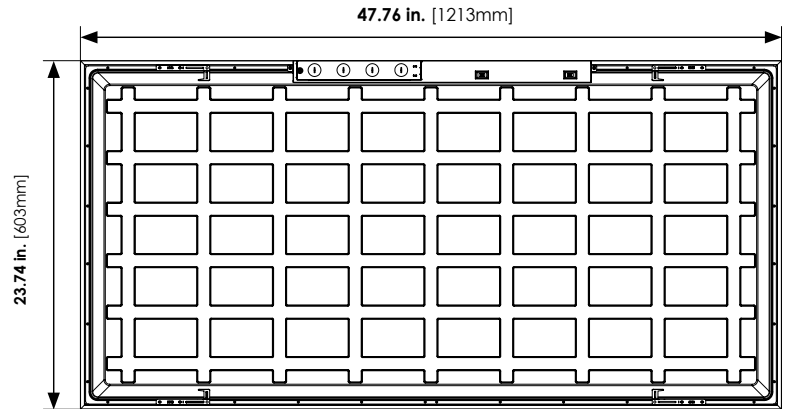
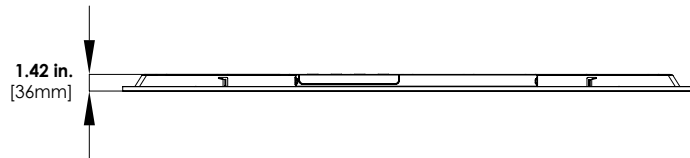
2. [Option 20] only available with 1x4 and 2x2 models. [Option 30] only available with 2x4 model.

L-Grid[®] Essential Select

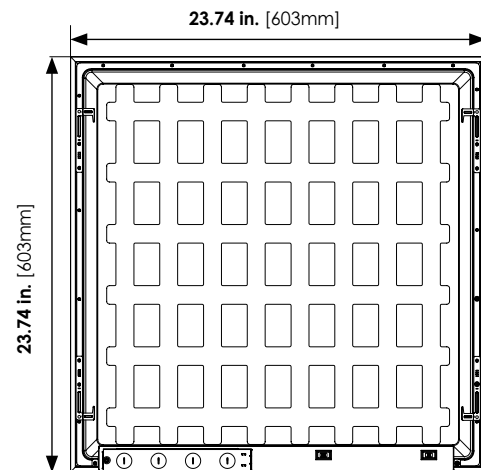
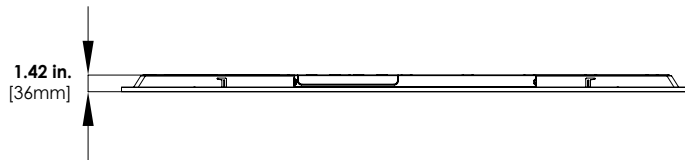
Back-lit Flat Panel | Selectable Wattage & CCT

Dimensions

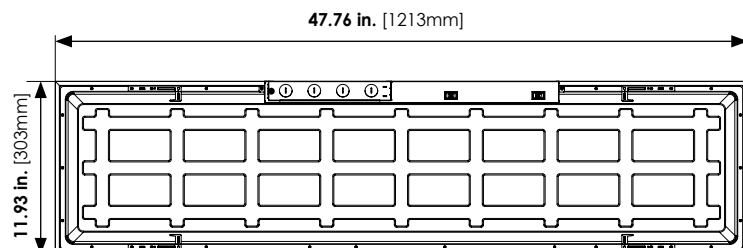
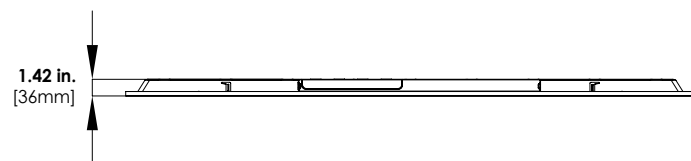
FTR5 2x4 Model	
Carton Dimensions	49.4" x 2.5" x 24.5"
Net Weight	8.2 lbs. [3.7kg]



FTR5 2x2 Model	
Carton Dimensions	24.5" x 2.5" x 24.5"
Net Weight	4.1 lbs. [1.9kg]



FTR5 1x4 Model	
Carton Dimensions	49.375" x 2.5" x 12.375"
Net Weight	4.04 lbs. [1.8kg]



L-Grid® Essential Select

Back-lit Flat Panel | Selectable Wattage & CCT

Performance Data

Model	System Level Power	Wattage	Delivered Lumens	Efficacy	CCT	CRI	L70 Calculated Life
FTR5-14-UNVL-20-SCCT	20W	19.7W	2,525	128 LPW	5000K	≥82 CRI	165,000 Hours
	30W	30.0W	3,685	123 LPW			
	40W	38.9W	4,759	122 LPW			
FTR5-22-UNVL-20-SCCT	20W	20.2W	2,549	126 LPW	5000K	≥82 CRI	165,000 Hours
	30W	29.8W	3,720	125 LPW			
	40W	39.4W	4,804	122 LPW			
FTR5-24-UNVL-30-SCCT	30W	28.9W	3,612	125 LPW	5000K	≥82 CRI	165,000 Hours
	40W	37.9W	4,743	125 LPW			
	50W	48.0W	5,946	124 LPW			


Accessories

FTR5-SMK14 L-Grid Edge Xtreme Select 1x4 Surface Mount Kit

FTR5-SMK22 L-Grid Edge Xtreme Select 2x2 Surface Mount Kit

FTR5-SMK24 L-Grid Edge Xtreme Select 2x4 Surface Mount Kit

The surface mount kit accessory allows the FTR5 to be field installed in plenum-less spaces. Designed for use on the surface of drywall or concrete ceilings, these surface mount kits are ideal for offices, educational facilities, healthcare facilities, and any other indoor applications where surface mount troffer installation is required. The FTR5-SMK is available for use with the 1x4, 2x2, or 2x4 configurations.



FTR5-CSK Cable Suspension Kit

Designed for open ceilings, the cable suspension kit accessory allows the FTR5 to be suspended from the ceiling with aircraft cable and anchors. The FTR5-SMK is available for use with the 1x4, 2x2, or 2x4 configurations.

