



INTRODUCING THE **SCL1 ROUND** **LED MINI PANEL**

With a low-profile design and stay-white acrylic diffuser, the SCL1 is the perfect solution to illuminate smaller commercial applications like self-storage units, utility areas, and other similar spaces. The SCL1 is available in a slim 9" round model and offers selectable wattage options.

PRODUCT FEATURES

- Switch for selectable wattage options.
- Integrated occupancy/photocell sensor.
- Diffused lens provides comfortable, uniform illumination.
- Industry-leading LEDs with 4000K and 5000K CCT.
- Configured to be easily surface mounted.



US LED[™]
Always the Right Choice!



PRODUCT PERFORMANCE SUMMARY

Lumen Output Up to 1,987 lumens

Efficacy Up to 121 LPW

CRI ≥ 80 CRI

Available CCT 4000K & 5000K

PRODUCT APPLICATIONS

- Self-Storage Units
- Utility Areas/Closets
- Hallways/Corridors
- Workrooms
- General Lighting

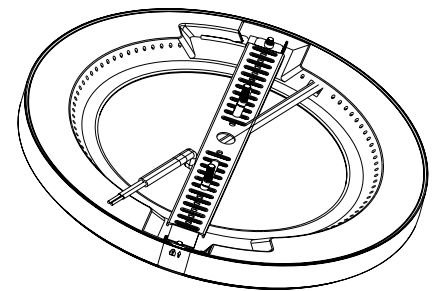
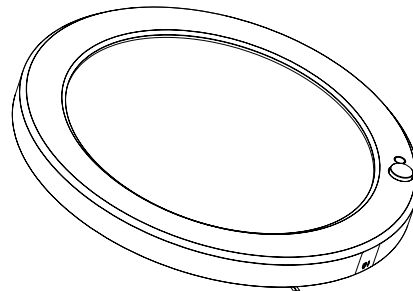
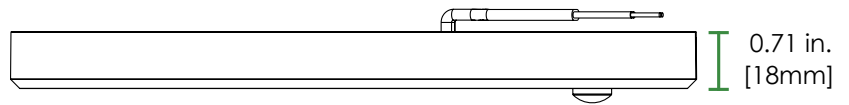
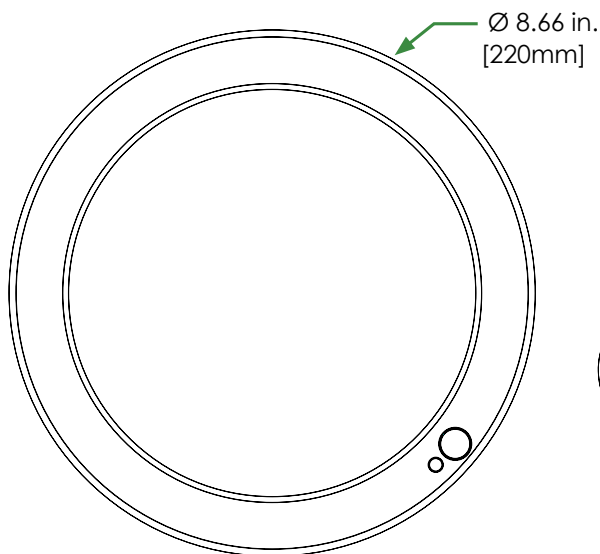
INTEGRATED OCCUPANCY SENSOR

- Automatic ON/OFF Occupancy Sensor
- No wall switch required
- Adjustable sensor settings to modify auto time-off duration, day/night mode, or turn off sensor completely.



Selectable wattage switch, integrated occupancy/photo cell sensor, and sensor settings shown

DIMENSION DATA



USLED
Always the Right Choice!