

NIGHT Guard

LED Flood Lighting with Selectable CCT and Wattage



Key Features

- A complete field-adjustable flood lighting solution with selectable CCT and wattage.
- An integrated selectable photocell provides lighting control and increased energy savings.
- IP65-rated enclosure prevents intrusion from elements that could degrade performance.
- Pre-installed knuckle mount included; other mounting options sold separately.

Electrical

- 120-277VAC; 50/60Hz input.
- IP65-rated constant current, class 2 driver; 0-10V dimming standard.
- Internal 4kV surge protection standard.
- System power factor >90% and THD ≤20%.
- Operating temperature: -40°C to 50°C (-40°F to 122°F).

Mounting

- 1/2" NPT knuckle, U-bracket, trunnion, and slipfitter mounting options available.

Construction

- Die-cast aluminum housing and water-tight seals protect integral components from harsh environments and optimize thermal management.
- Housing is protected by a corrosion-resistant powder coat finish available in standard bronze, white or black colors. Consult factory for custom color options.

Optics

- Impact-resistant acrylic lens that won't yellow or degrade performance over time.
- Specialized NEMA optic; 7Hx7V beam angle for the widest flood lighting coverage.
- Long-life, high-efficacy LEDs with selectable CCT: 3000K, 4000K and 5000K (≥70 CRI).
- Lumen Maintenance (L70): ≥146,000 hours. ¹

Warranty

- Backed by US LED's industry-leading Ten-Year Warranty.

Project	Date
---------	------

Catalog Number	Type
----------------	------

Product Performance Summary

Lumen Output	Up to 15,452 lumens
Efficacy	Up to 172 LPW
CRI	≥70 CRI
Available CCT	Selectable CCT 3000K, 4000K & 5000K
Warranty	Ten-Year Warranty

Product Overview

Introducing the Night Guard series of LED flood lights, the ultimate solution for versatile outdoor lighting. The Night Guard series offers field-adjustable CCT and wattage options, allowing custom illumination for project needs. The integrated photocell ensures automatic dusk-to-dawn operation, providing worry-free lighting control and additional energy savings. Engineered with specialized optics, the Night Guard series delivers precision lighting for any application, from security areas to exterior facades. Embrace the perfect blend of performance, adaptability, and convenience with Night Guard LED flood lights.

Product Applications

- Building Facades
- Parking Lots
- Walkways
- Campuses
- Security Areas
- Flag Poles
- Sign Lighting
- Accent Lighting

Product Certifications

- UL Certified
- Complies with UL1598 and CSA C22.2
- DLC Premium Listed
- Suitable for Wet Locations (IP65 Rated)
- RoHS Compliant



Example: NGFL-18-SCCT-UNVL-K-BR

Ordering Information

Series	Model / Wattage	Selectable CCT	Input Voltage	Mounting	Color Finish
18	18W, 24W, 30W	SCCT	UNVL	K	BR
60	60W, 80W, 100W	Selectable CCT: 3000K, 4000K, & 5000K	120-277V	1/2" NPT Knuckle (Standard)	Black, White, Custom

Accessories	
NG-24-BZ	24" Bronze Arm Mount Kit (Model 18)
NG-U-XX-18	Model 18 U-Bracket Mount (XX - Color)
NG-U-XX-60	Model 60 U-Bracket Mount (XX - Color)
NG-SP-XX-60	Model 60 Slipfitter Mount (XX - Color)
NG-TR-XX-60	Model 60 Trunnion Mount (XX - Color)

1. US LED product 'Lifetimes' refer only to the LED light engine, not the power source, and are based on the Illuminating Engineering Society's TM21 Reported Lumen Maintenance methodology at a 25° C / 77° F ambient temperature. The lifetimes are solely meant to be a guide for expected LED degradation and not a warranty or predictive of their actual life, which can be affected by ambient temperatures and other factors.

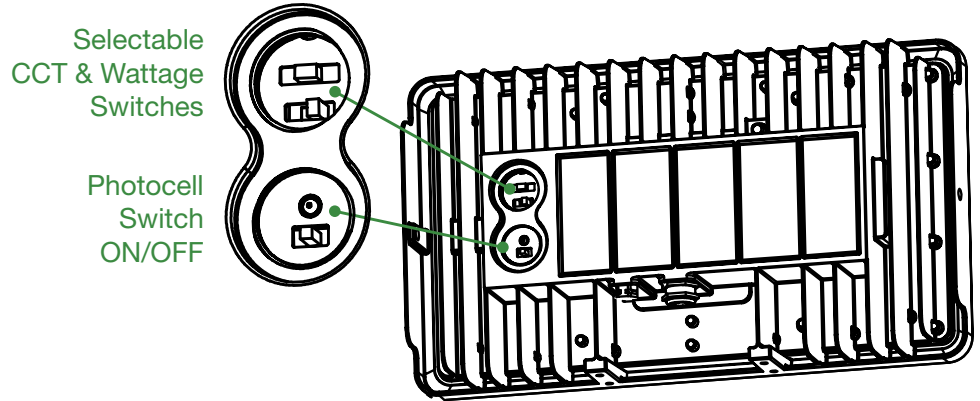
See page 3 for more details on the mounting accessories available for each model.

LED Flood Lighting with Selectable CCT and Wattage

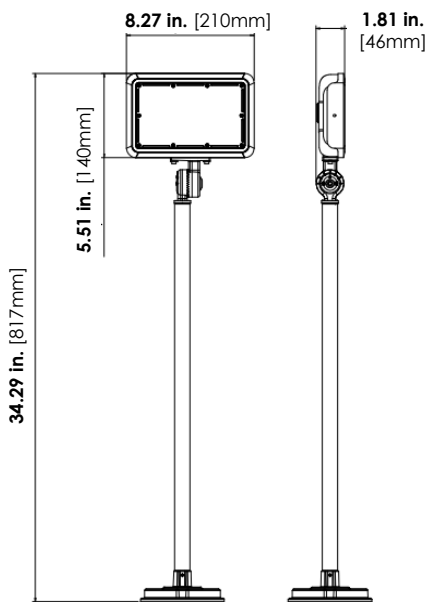
Dimensions

NGFL-18	Net Weight	EPA
With Knuckle Mount	2.23 lbs.	0.62 ft. ²
With U-Bracket	2.23 lbs.	0.51 ft. ²
With 24" Arm Mount	3.63 lbs.	2.37 ft. ²

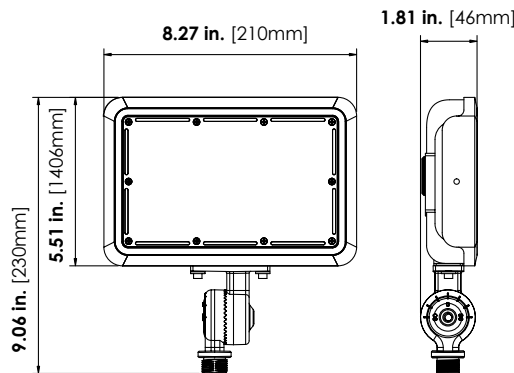
NGFL Model 60	Net Weight	EPA
With Knuckle Mount	6.20 lbs.	1.31 ft. ²
With Slipfitter	8.40 lbs.	1.77 ft. ²
With Trunnion	6.89 lbs.	1.24 ft. ²
With U-Bracket	7.02 lbs.	1.24 ft. ²



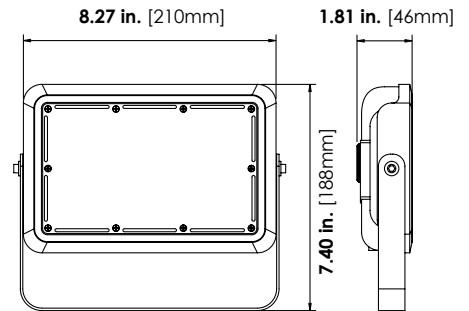
NGFL-18 | Arm Mount Kit



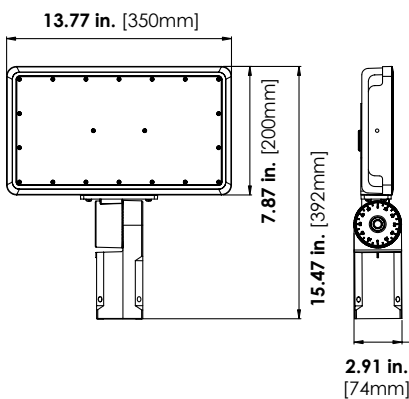
NGFL-18 | Knuckle Mount



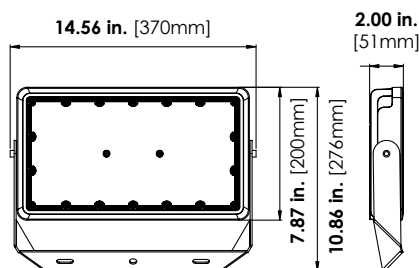
NGFL-18 | U-Bracket Mount



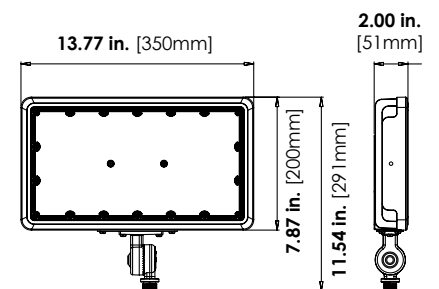
NGFL-60 | Slipfitter Mount



NGFL-60 | Trunnion Mount



NGFL-60 | Knuckle Mount



LED Flood Lighting with Selectable CCT and Wattage

Performance Data

Model	System Level Power	CCT	NEMA Type	Wattage	Lumen Output	Efficacy	L70 Calculated Life
NGFL-18-SCCT-UNVL-X-Y	18W	3000K	7Hx7V	17.2W	2,804.1	163.0 LPW	≥146,000 Hours
		4000K	7Hx7V	17.0W	2,937.4	172.8 LPW	≥146,000 Hours
		5000K	7Hx7V	17.3W	2,953.8	170.7 LPW	≥146,000 Hours
	24W	3000K	7Hx7V	22.8W	3,614.7	158.5 LPW	≥146,000 Hours
		4000K	7Hx7V	22.4W	3,825.3	170.8 LPW	≥146,000 Hours
		5000K	7Hx7V	23.1W	3,819.3	165.3 LPW	≥146,000 Hours
	30W	3000K	7Hx7V	30.8W	4,689.2	152.4 LPW	≥146,000 Hours
		4000K	7Hx7V	29.7W	4,938.9	166.3 LPW	≥146,000 Hours
		5000K	7Hx7V	31.2W	4,935.3	158.2 LPW	≥146,000 Hours
NGFL-60-SCCT-UNVL-X-Y	60W	3000K	7Hx7V	56.4W	8,712.7	154.5 LPW	≥146,000 Hours
		4000K	7Hx7V	54.9W	9,250.5	168.5 LPW	≥146,000 Hours
		5000K	7Hx7V	57.1W	9,127.3	159.8 LPW	≥146,000 Hours
	80W	3000K	7Hx7V	79.3W	11,614.0	146.5 LPW	≥146,000 Hours
		4000K	7Hx7V	77.1W	12,599.0	163.4 LPW	≥146,000 Hours
		5000K	7Hx7V	80.6W	12,223.0	151.7 LPW	≥146,000 Hours
	100W	3000K	7Hx7V	101.9W	14,290.0	140.2 LPW	≥146,000 Hours
		4000K	7Hx7V	97.4W	15,452.0	158.6 LPW	≥146,000 Hours
		5000K	7Hx7V	104.1W	15,039.0	144.5 LPW	≥146,000 Hours

Accessories



Accessory Model	Accessory Description
NG-24-BZ	Night Guard Flood Light 24" Bronze Arm Mount Kit For Model 18 Only
NG-KN-XX-18	Night Guard Flood Light Model 18 ½" NPT Knuckle Mount (XX - Specify Color)
NG-KN-XX-60	Night Guard Flood Light Model 60 ½" NPT Knuckle Mount (XX - Specify Color)
NG-U-XX-18	Night Guard Flood Light Model 18 U-Bracket Mount (XX - Specify Color)
NG-U-XX-60	Night Guard Flood Light Model 60 U-Bracket Mount (XX - Specify Color)
NG-SP-XX-60	Night Guard Flood Light Model 60 Adjustable Slipfitter Mount (XX - Specify Color)
NG-TR-XX-60	Night Guard Flood Light Model 60 Adjustable Trunnion Mount (XX - Specify Color)

Color Finish Options

- BR** Bronze
- BK** Black
- W** White
- C** Custom - Consult Factory